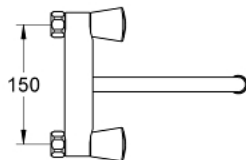
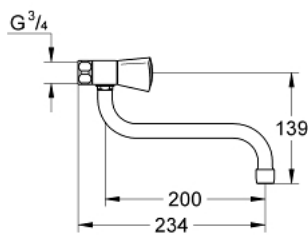


31 195 001 **COSTA S WALL SINK MIXER 1/2"**

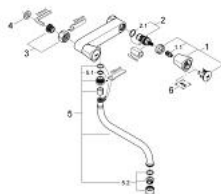


**PRODUCT DESCRIPTION**

- Colour: chrome
- wall mounted
- metal handles
- heat-insulated
- screwable
- GROHE Long-Life finish
- Carbodur headpart
- mousseur
- swivel spout
- swivel area 360°
- projection 200 mm
- without connection unions
- maximum flow rate (at 3 bar): 13 l/min



## 31 195 001 **COSTA S WALL SINK MIXER 1/2"**



### **SPARE PARTS**, June 2007 – now

- 1: Handle (Spare part-nr. 45995000)
- 1.1: Repl. kit f.handle fastening (Spare part-nr. 0538600M)
- 2: Ceramic headpart, 1/2" (Spare part-nr. 45346000)
- 2.1: O-ring  $\varnothing 18.2 \times \varnothing 1.7$  (Spare part-nr. 0392400M)
- 3: Screw joint (Spare part-nr. 45044000)
- 4: Ball seal dia. 9x6.8 mm (Spare part-nr. 0138600M)
- 5: Swivel tube spout (Spare part-nr. 13051000)
- 5.1: O-ring dia. 12x2 mm (Spare part-nr. 0128000M)
- 5.2: Mousseur (Spare part-nr. 13928000)
- 6: Screw for Costa/Avina products (Spare part-nr. 48013000)\*

\* Optional accessories