
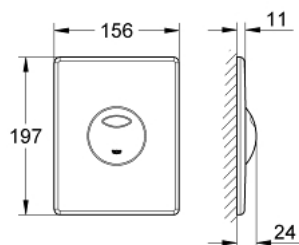


38 862 SD0 **SKATE FLUSH PLATE**

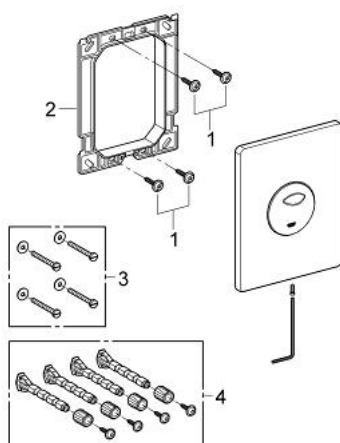


PRODUCT DESCRIPTION

- Colour: stainless steel
- for dual flush or start & stop actuation
- for pneumatic discharge valve AV1
- vertical installation
- 156 x 197 mm
- material: stainless steel
- GROHE Water Saving - Less water, perfect flow
- for combination with Rapid SL and Uniset with GD 2 cistern
- for use with Rapid SLX please order shaft 66 791 000 (sold separately)



38 862 SD0 **SKATE FLUSH PLATE**



SPARE PARTS, April 2013 – now

1: Screw dia. 4x52 mm (Spare part-nr. 6636200M)

2: Mounting (Spare part-nr. 42269000)

3: Fixing set (Spare part-nr. 4308500M)*

4: Fixing set (Spare part-nr. 4215800M)*

* Optional accessories